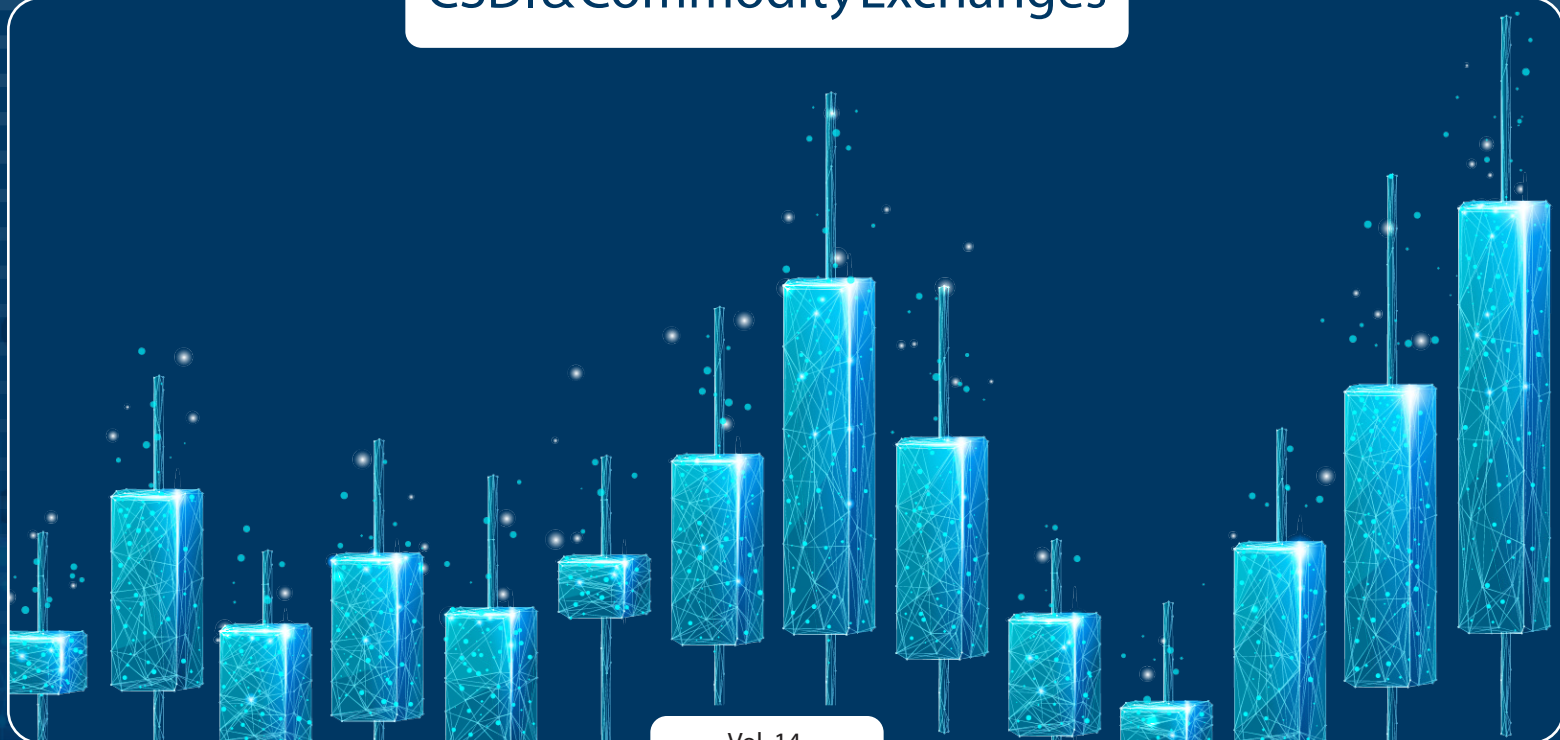


شرکت سپرده‌گذاری مرکزی
اوراق بهادار و تسویه وجوه

Central Securities
Depository of Iran

CSDI & Commodity Exchanges



Vol. 14
October 2024

CSDI & Commodity Exchanges

IRENEX Spot Market

Total value of Trades in
Export Venue (USD)

267,871,585

Percentage Value
of Settled Trades in
International Venue

96%

Percentage Value of Trades
in Domestic Venue

%33

Percentage Value of Trades
in International Venue

%67

Commodity-Backed Securities Market Commodity Markets

Total Value of Standard Parallel
Salam Contracts
(IR Rial)

8,151,394,993,079

Total Value of Commodity-
Backed Securities (Settled in
CSDI- IR Rial)

29,770,052,159,061

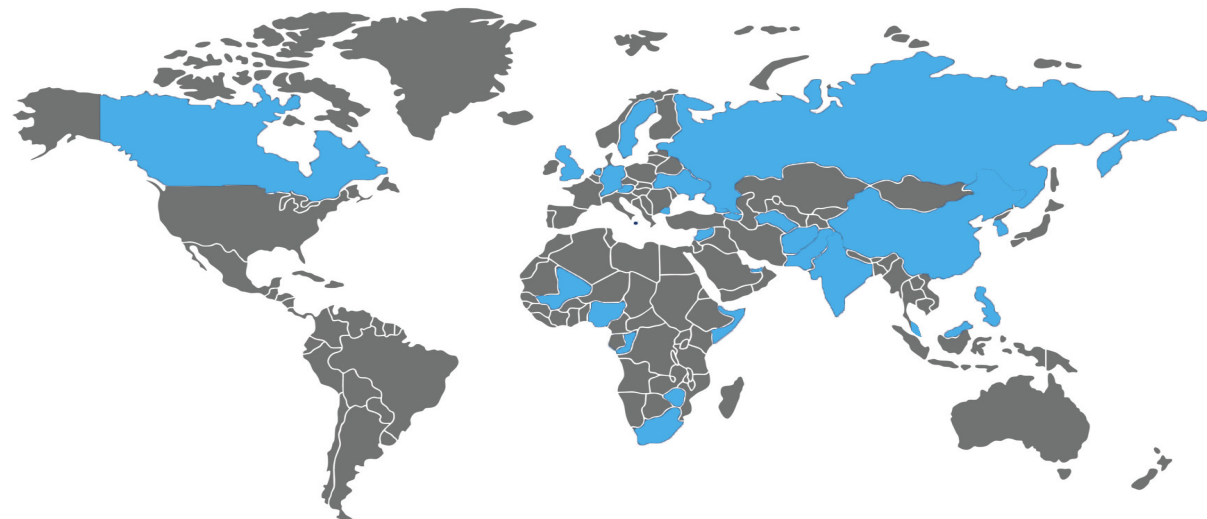
Total Value of Commodity
Fund Contracts (IR Rial)

442,930,318,270,743

Total Value of Certificate of
Capacity
Transactions (IR Rial)

2,227,258,000,000

Foreign Trading Accounts Opened on IRENEX Spot Market



- | | | | | | | |
|--|--|---|--|--|--|---|
|  Oman |  Turkmenistan |  Iraq |  Armenia |  UAE |  Somalia | |
|  Pakistan |  Netherlands |  Uzbekistan |  Turkey |  South Africa |  Afghanistan |  China |
|  Zimbabwe |  Bahrain |  Germany |  Sweden |  Russia |  India |  Syria |
|  Mali |  Canada |  England |  Greece |  Ukraine |  Azerbaijan |  Georgia |
|  Malta |  Singapore |  Switzerland |  Malaysia |  Philippines |  South Korean | |

October 2024

Tradable Commodities in International Venue of IRENEX

Product	Offering Date	Suppliers	Volume	Offering Unit	Tradable Volume	Value (\$)	Base Price (\$)	Average Demand Price	destination
Light Naphtha	2024-10-02	Nouri petrochemical	12,000	Ton	0	0	598/11	0	All
	2024-10-07	Persian Gulf Star Oil	30,000	Ton	30,000	18,775,500	665/85	-40	All
	2024-10-09	Nouri petrochemical	12,000	Ton	0	0	665/85	0	All
	2024-10-14	Persian Gulf Star Oil	30,000	Ton	30,000	18,710,400	663/68	-40	All
	2024-10-16	Nouri petrochemical	12,000	Ton	0	0	663/68	0	All
	2024-10-22	Persian Gulf Star Oi	30,000	Ton	30,000	17,392,800	619/76	-40	All
Full Range Nafta	2024-10-07	Persian Gulf Star Oil	35,000	Ton	35,000	21,904,750	665/85	-40	All
	2024-10-14	Persian Gulf Star Oil	35,000	Ton	35,000	21,828,800	663/68	-40	All
	2024-10-22	Persian Gulf Star Oil	35,000	Ton	35,000	0	619/76	0	All
	2024-10-29	Persian Gulf Star Oil	35,000	Ton	35,000	0	633/52	0	All
LNG (Liquefied Natural Gas)	2024-10-02	Khark petrochemical Complex	5,000	Ton	0	0	600	0	All
	2024-10-02	Persian Gulf Star Oil	6,000	Ton	6,000	2,766,000	621	165/85	All
	2024-10-13	Havayar Gas	989	Ton	989	420,325	621/25	424/0566038	All
	2024-10-15	Persian Gulf Star Oil	6,000	Ton	6,000	2,827,030	621/25	-154/87	All
	2024-10-16	Isfahan oil refinery	4,000	Ton	900	1,844,000	622/5	-160	All
	2024-10-16	Fajr jam Gas Refining Company	1,500	Ton	1,500	717,750	621/5	-146/8557143	All
	2024-10-16	Abadan oil refinery	900	Ton	4,000	415,350	621/5	430/5	All
	2024-10-22	Abadan oil refinery	2,000	Ton	2,000	925,400	621/5	-159/4	All
	2024-10-23	Isfahan oil refinery	9,000	Ton	9,000	4,553,370	623/7	493/596	All
	2024-10-26	Kangan Petro refining	44,000	Ton	0	0	623/7	0	All
	2024-10-27	South Pars Gas Complex (SPGC)	70,000	Ton	70,000	34,097,100	623	-143/8575	All
	2024-10-29	Serkhon and Qeshm gas	500	Ton	0	244,650	622/5	0	All
	2024-10-29	Fajr jam Gas Refining Company	2,500	Ton	6,000	1,257,250	622/5	-135/3755556	All
	2024-10-29	Khark petrochemical Complex	5,000	Ton	2,500	0	613	-138/0942857	All
	2024-10-29	Persian Gulf Star Oil	6,000	Ton	500	2,956,320	621/25	-137/7925	All
2024-10-30	Tabriz Petrochemical	500	Ton	500	226,000	452	0	All	
Light Ends	2024-10-06	Pars Behin Palayesh Naft Qeshm	144,000	barrel	144,000	9,852,480	77/62	-9/2	All
	2024-10-23	Pars Behin Palayesh Naft Qeshm	288,000	barrel	288,000	18,679,680	73/06	-10/1	All
Kerosene	2024-10-15	National Iranian Oil Refining and Distribution Company (NIOPDC)	6,000	Ton	1,500	900,000	655	-55	All
	2024-10-21	Persian Gulf Star Oil	360,000	barrel	360,000	27,543,600	83/51	-7	All

CSDI & Commodity Exchanges

Product	Offering Date	Suppliers	Volume	Offering Unit	Tradable Volume	Value (\$)	Base Price (\$)	Destination
Solvent 402	2024-10-14	Tabriz Petrochemical	10,000	cubic meters	10,000	5,049,300	504/93	All
	2024-10-15	Isfahan oil refinery	36,000	cubic meters	36,000	18,684,000	519	All
Vacuum Residue	2024-10-15	Persian Gulf Star Oil	3,000	Ton	3,000	1,529,040	448/38	All
	2024-10-27	Imam Khomeini Oil Refinery	10,000	Ton	10,000	5,720,000	572	All
	2024-10-28	Imam Khomeini Oil Refinery	10,000	Ton	10,000	5,720,000	572	All
Butane Gas	2024-10-01	Persian Gulf Star Oil	8,000	Ton	8,000	3,637,600	440	All
	2024-10-23	Persian Gulf Star Oil	6,000	Ton	6,000	3,016,200	450	All
Naphtha	2024-10-16	Pars Behin Palayesh Naft Qeshm	10,000	Ton	10,000	6,057,900	663/67	All
Raffinate	2024-10-01	Bouali Sina Petrochemical	3,000	Ton	500	284,200	568/4	All
	2024-10-02	Bouali Sina Petrochemical	12,000	Ton	0	0	700	All
	2024-10-02	Nouri petrochemical	12,000	Ton	0	0	598/11	All
	2024-10-02	Bisotun Petrochemical	100	Ton	0	0	598/11	All
	2024-10-05	Bisotun Petrochemical	5,000	Ton	5,000	3,497,150	699/43	All
	2024-10-06	Bisotun Petrochemical	100	Ton	100	70,000	700	All
	2024-10-08	Bouali Sina Petrochemical	3,000	Ton	0	0	587/73	All
	2024-10-09	Nouri Petrochemical	12,000	Ton	0	0	665/85	All
	2024-10-16	Nouri Petrochemical	15,000	Ton	0	0	621/41	All
	2024-10-16	Bouali Sina Petrochemical	3,000	Ton	0	0	663/68	All
	2024-10-22	Bouali Sina Petrochemical	3,000	Ton	0	0	592/22	All
	2024-10-29	Bouali Sina Petrochemical	3,000	Ton	0	0	590/35	All
	2024-10-30	Bisotun Petrochemical	100	Ton	0	0	752	All
Raffinate2	2024-10-07	Shimibaft Petrochemical	3,500	Ton	0	0	455/9	All
	2024-10-09	Shimibaft Petrochemical	3,500	Ton	0	0	455/9	All
	2024-10-14	Shimibaft Petrochemical	3,500	Ton	3,500	1,522,660	435	All
Aviation Fuel	2024-10-01	National Iranian Oil Refining and Distribution Company (NIOPDC)	3,000	Ton	2,000	1,286,000	651	All

CSDI & Commodity Exchanges

Product	Offering Date	Suppliers	Volume		Tradable Volume	Value (\$)	Base Price (\$)	Destination
Hydrocarbon Cut C7_C9	2024-10-08	Tabriz Petrochemical	400	Ton	400	397,480	790	All
	2024-10-15	Tabriz Petrochemical	450	Ton	450	460,500	920	All
Hydrocarbon Cut _5 Carbon	2024-10-22	Tabriz Petrochemical	1,500	Ton	0	0	720	All
	2024-10-29	Tabriz Petrochemical	1,500	Ton	900	612,000	720	All
MTBE Methyl Tertiary Butyl Ether	2024-10-07	Shimibaft Petrochemical	500	Ton	0	0	1145/5	All
	2024-10-14	Shimibaft Petrochemical	500	Ton	0	0	1145/5	All
	2024-10-21	Shimibaft Petrochemical	500	Ton	0	0	1145/5	All
	2024-10-28	Shimibaft Petrochemical	1,000	Ton	200	229,100	1145/5	All
Methanol	2024-10-01	Fanavaran Petrochemical Co.	1,000	Ton	150	38,850	259	All
	2024-10-02	Khark petrochemical Complex	20,000	Ton	0	0	240	All
	2024-10-08	Fanavaran Petrochemical Co.	1,000	Ton	0	0	266	All
	2024-10-15	Fanavaran Petrochemical Co.	1,000	Ton	0	0	273	All
	2024-10-22	Fanavaran Petrochemical Co.	1,000	Ton	50	13,650	273	All
	2024-10-29	Fanavaran Petrochemical Co.	1,000	Ton	0	0	244/5	All
	2024-10-29	Khark petrochemical Complex	20,000	Ton	50	12,900	258	All

CSDI & Commodity Exchanges

Product Offered but Not Traded (IRENEX Spot Market)

Product	Offering Volume	Offering Unit
Penthane Cut of Kangan Petro Refining Company in the International Venue	7,000	Ton
Raffinate of Nouri Petrochemical in the International Venue	39,000	Ton
LNG (Propane & Butane) of Kangan Petro Refining Company in International Venue	44,000	Ton
LNG (Propane & Butane) of Khark petrochemical Complex in International Venue	10,000	Ton
LNG of Tabriz Petrochemical in International Venue	500	Ton
Methanol of Khark petrochemical Complex in International Venue	40,000	Ton
Light Naphtha of Nouri Petrochemical in the International Venue	36,000	Ton

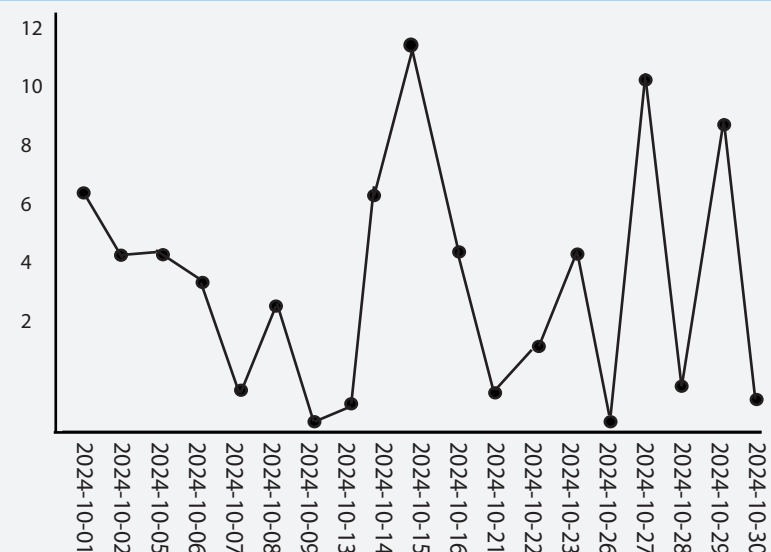
IPO Product (IRENEX Spot Market)

Name	Offering Volume	Offering Unit
LNG of Havayar Gas Company in the international Venue	299	Ton

Ranking of Countries by Trading Volume (IRENEX Spot Market)

Country	Transaction Value (USD)
Emirates	101,457,090
Iran	49,873,300
Türkiye	49,194,050
Pakistan	32,305,140
China	16,136,480
Oman	11,800,065
Afghanistan	4,986,860
Armenia	1,512,000
Iraq	536,600
Azarbaijan	70,000

Transaction Process (IRENEX Spot Market)



CSDI & Commodity Exchanges



Central Securities
Depository of Iran



+98(021)42365684



Intl@csdiran.ir



www.en.csdiran.ir